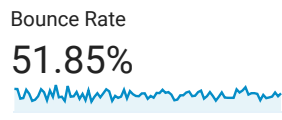
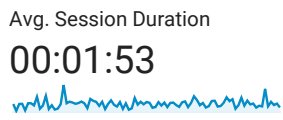
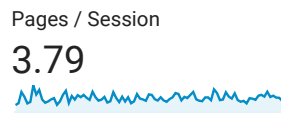
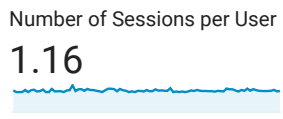
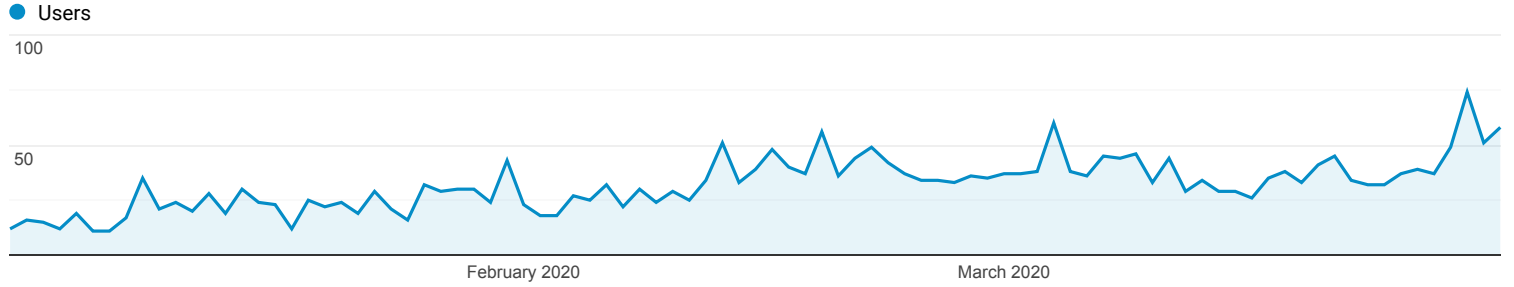


Audience Overview

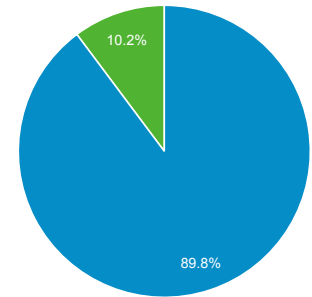
Jan 1, 2020 - Mar 31, 2020

All Users  
100.00% Users

Overview



New Visitor Returning Visitor



City	Users	% Users
1. Sydney	1,853	68.58%
2. Melbourne	151	5.59%
3. Ashburn	91	3.37%
4. Brisbane	86	3.18%
5. (not set)	75	2.78%
6. Central Coast	36	1.33%
7. Adelaide	29	1.07%
8. Perth	23	0.85%
9. Newcastle	22	0.81%
10. Canberra	15	0.56%

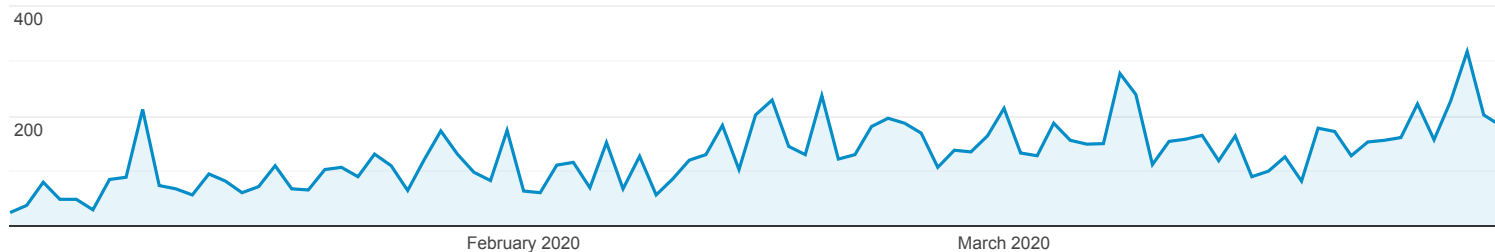
Pages

**All Users**  
100.00% Pageviews

Jan 1, 2020 - Mar 31, 2020

Explorer

● Pageviews



Page	Pageviews	Unique Pageviews	Avg. Time on Page	Entrances	Bounce Rate	% Exit	Page Value
	<b>11,875</b> % of Total: 100.00% (11,875)	<b>7,189</b> % of Total: 100.00% (7,189)	<b>00:00:40</b> Avg for View: 00:00:40 (0.00%)	<b>3,134</b> % of Total: 100.00% (3,134)	<b>51.85%</b> Avg for View: 51.85% (0.00%)	<b>26.39%</b> Avg for View: 26.39% (0.00%)	<b>\$0.00</b> % of Total: 0.00% (\$0.00)
1. <a href="#">/impacts-of-weeds/weed-identification/</a>	<b>3,508</b> (29.54%)	<b>1,323</b> (18.40%)	00:00:32	<b>1,133</b> (36.15%)	20.83%	21.29%	\$0.00 (0.00%)
2. <a href="#">/vines-and-scramblers/</a>	<b>775</b> (6.53%)	<b>370</b> (5.15%)	00:00:30	<b>69</b> (2.20%)	44.93%	14.19%	\$0.00 (0.00%)
3. <a href="#">/ground-covers/</a>	<b>750</b> (6.32%)	<b>417</b> (5.80%)	00:00:27	<b>7</b> (0.22%)	28.57%	8.27%	\$0.00 (0.00%)
4. <a href="#">/</a>	<b>605</b> (5.09%)	<b>474</b> (6.59%)	00:01:12	<b>411</b> (13.11%)	50.85%	44.96%	\$0.00 (0.00%)
5. <a href="#">/grass-weeds/</a>	<b>605</b> (5.09%)	<b>348</b> (4.84%)	00:00:27	<b>19</b> (0.61%)	78.95%	12.89%	\$0.00 (0.00%)
6. <a href="#">/shrub-weeds/</a>	<b>496</b> (4.18%)	<b>312</b> (4.34%)	00:00:37	<b>46</b> (1.47%)	78.26%	17.54%	\$0.00 (0.00%)
7. <a href="#">/tree-weeds/</a>	<b>437</b> (3.68%)	<b>233</b> (3.24%)	00:00:31	<b>22</b> (0.70%)	72.73%	12.13%	\$0.00 (0.00%)
8. <a href="#">/bulbous-succulent-weeds/</a>	<b>389</b> (3.28%)	<b>236</b> (3.28%)	00:00:38	<b>17</b> (0.54%)	47.06%	12.60%	\$0.00 (0.00%)
9. <a href="#">/herbs-2/</a>	<b>354</b> (2.98%)	<b>228</b> (3.17%)	00:00:24	<b>9</b> (0.29%)	66.67%	12.15%	\$0.00 (0.00%)
10. <a href="#">/weeds/wandering-jew-trad/</a>	<b>271</b> (2.28%)	<b>221</b> (3.07%)	00:00:54	<b>176</b> (5.62%)	76.70%	62.36%	\$0.00 (0.00%)

Rows 1 - 10 of 346



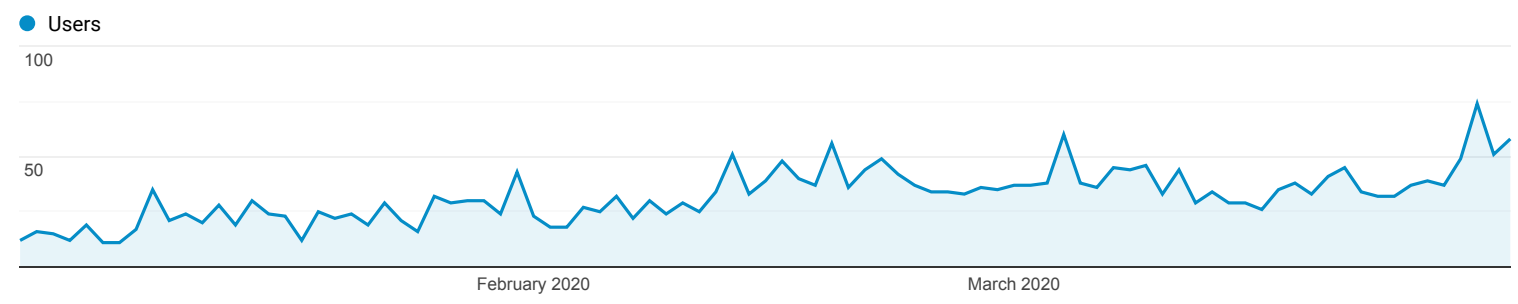
Overview

**All Users**  
100.00% Users

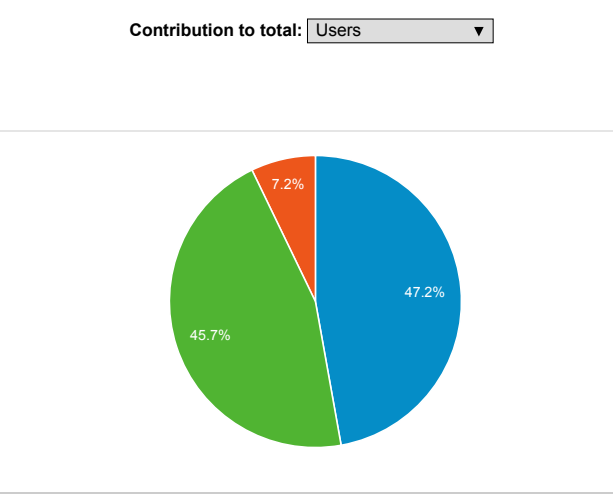
Jan 1, 2020 - Mar 31, 2020

Explorer

Summary



Device Category	Users	Users
	<b>2,695</b> % of Total: 100.00% (2,695)	<b>2,695</b> % of Total: 100.00% (2,695)
1. mobile	<b>1,272</b>	47.18%
2. desktop	<b>1,231</b>	45.66%
3. tablet	<b>193</b>	7.16%



Rows 1 - 3 of 3