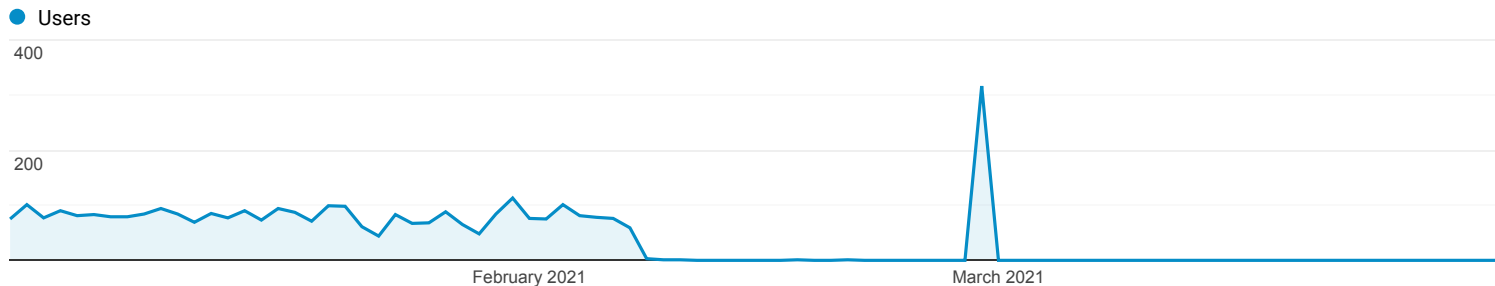


### Audience Overview Jan to Mar 2021

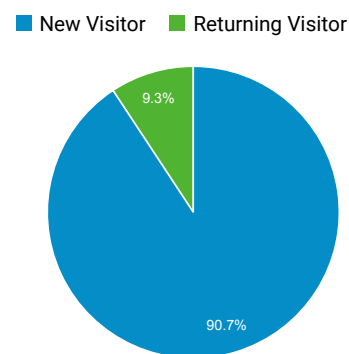
Jan 1, 2021 - Mar 31, 2021

All Users  
100.00% Users

Overview



<b>Users</b> 3,139	<b>New Users</b> 3,081	<b>Sessions</b> 3,594
<b>Number of Sessions per User</b> 1.14	<b>Pageviews</b> 10,833	<b>Pages / Session</b> 3.01
<b>Avg. Session Duration</b> 00:01:25	<b>Bounce Rate</b> 54.34%	



Language	Users	% Users
1. en-au	1,441	45.89%
2. en-us	804	25.61%
3. en-gb	653	20.80%
4. zh-cn	31	0.99%
5. en	16	0.51%
6. es-es	14	0.45%
7. pt-br	13	0.41%
8. en-ca	12	0.38%
9. de-de	10	0.32%
10. de	8	0.25%

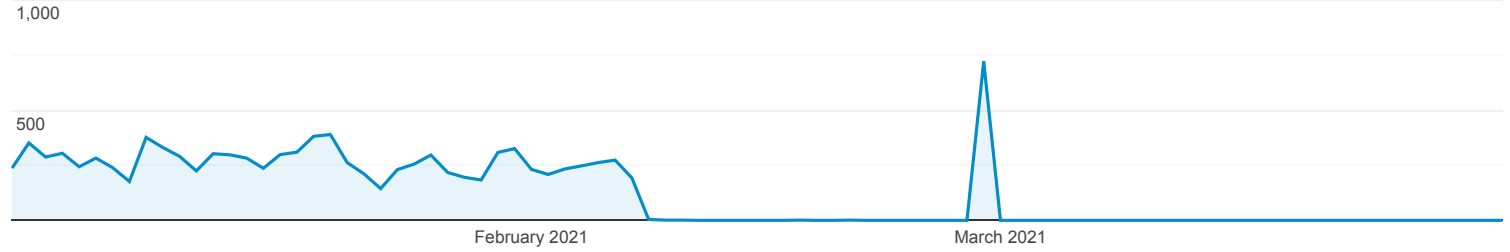
Pages

All Users  
100.00% Pageviews

Jan 1, 2021 - Mar 31, 2021

Explorer

● Pageviews



Page	Pageviews	Unique Pageviews	Avg. Time on Page	Entrances	Bounce Rate	% Exit	Page Value
	<b>10,833</b> % of Total: 100.00% (10,833)	<b>7,394</b> % of Total: 100.00% (7,394)	<b>00:00:42</b> Avg for View: 00:00:42 (0.00%)	<b>3,594</b> % of Total: 100.00% (3,594)	<b>54.34%</b> Avg for View: 54.34% (0.00%)	<b>33.18%</b> Avg for View: 33.18% (0.00%)	<b>\$0.00</b> % of Total: 0.00% (\$0.00)
1. <a href="#">/impacts-of-weeds/weed-identification/</a>	<b>2,480</b> (22.89%)	<b>1,113</b> (15.05%)	00:00:41	924 (25.71%)	21.86%	22.58%	\$0.00 (0.00%)
2. <a href="#">/</a>	<b>1,016</b> (9.38%)	594 (8.03%)	00:00:21	566 (15.75%)	21.55%	48.92%	\$0.00 (0.00%)
3. <a href="#">/vines-and-scramblers/</a>	<b>760</b> (7.02%)	447 (6.05%)	00:00:47	157 (4.37%)	34.39%	19.74%	\$0.00 (0.00%)
4. <a href="#">/ground-covers/</a>	<b>573</b> (5.29%)	361 (4.88%)	00:00:29	9 (0.25%)	11.11%	10.47%	\$0.00 (0.00%)
5. <a href="#">/grass-weeds/</a>	<b>421</b> (3.89%)	305 (4.12%)	00:00:30	14 (0.39%)	57.14%	16.15%	\$0.00 (0.00%)
6. <a href="#">/shrub-weeds/</a>	<b>411</b> (3.79%)	264 (3.57%)	00:00:31	10 (0.28%)	40.00%	12.41%	\$0.00 (0.00%)
7. <a href="#">/tree-weeds/</a>	<b>385</b> (3.55%)	252 (3.41%)	00:00:35	60 (1.67%)	41.67%	16.62%	\$0.00 (0.00%)
8. <a href="#">/bulbous-succulent-weeds/</a>	<b>348</b> (3.21%)	234 (3.16%)	00:00:41	23 (0.64%)	82.61%	13.22%	\$0.00 (0.00%)
9. <a href="#">/herbs-2/</a>	<b>269</b> (2.48%)	196 (2.65%)	00:00:21	2 (0.06%)	50.00%	11.15%	\$0.00 (0.00%)
10. <a href="#">/weeds/wandering-jew-trad/</a>	<b>239</b> (2.21%)	205 (2.77%)	00:00:47	156 (4.34%)	80.77%	63.60%	\$0.00 (0.00%)

Rows 1 - 10 of 330



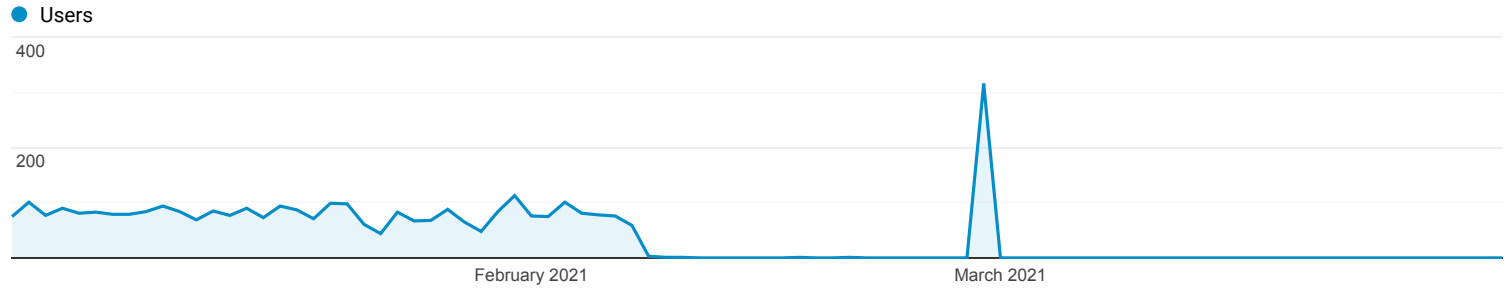
Overview

All Users  
100.00% Users

Jan 1, 2021 - Mar 31, 2021

Explorer

Summary



Device Category	Acquisition			Behavior			Conversions		
	Users	New Users	Sessions	Bounce Rate	Pages / Session	Avg. Session Duration	Goal Conversion Rate	Goal Completions	Goal Value
	<b>3,139</b> % of Total: 100.00% (3,139)	<b>3,083</b> % of Total: 100.06% (3,081)	<b>3,594</b> % of Total: 100.00% (3,594)	<b>54.34%</b> Avg for View: 54.34% (0.00%)	<b>3.01</b> Avg for View: 3.01 (0.00%)	<b>00:01:25</b> Avg for View: 00:01:25 (0.00%)	<b>0.00%</b> Avg for View: 0.00% (0.00%)	<b>0</b> % of Total: 0.00% (0)	<b>\$0.00</b> % of Total: 0.00% (\$0.00)
1. mobile	<b>1,675</b> (53.36%)	<b>1,660</b> (53.84%)	<b>1,856</b> (51.64%)	57.87%	2.70	00:01:07	0.00%	0 (0.00%)	\$0.00 (0.00%)
2. desktop	<b>1,250</b> (39.82%)	<b>1,215</b> (39.41%)	<b>1,446</b> (40.23%)	50.21%	3.29	00:01:44	0.00%	0 (0.00%)	\$0.00 (0.00%)
3. tablet	<b>214</b> (6.82%)	<b>208</b> (6.75%)	<b>292</b> (8.12%)	52.40%	3.65	00:01:47	0.00%	0 (0.00%)	\$0.00 (0.00%)

Rows 1 - 3 of 3